

MT610i

Human Machine Interface with 10" TFT LCD display



Introduction

The MT610i is a miniature and compact platform that has no redundant functions. Its RISC kernel, the ARM11 high performance micro-processor, that supports Windows CE. The ARM926EJ core, the integration of a 2D Graphics Accelerator, an added low power mode.

The MT610i is equipped with a USB 1.1 host, a USB 2.0 high speed device and SD card slot.

Specifications

- **Construction:** plastic molding housing
- **Display:** 10" 65,536 color TFT LCD
- **CPU and core logic:** 32Bit RISC 400MHz processor
- **DRAM:** 64 MB DDR2 on board
- **Storage:** 128 MB flash memory on board,
(ResidntFlash: about 100MB)
- **I/O:** 3 serial ports:Com1: RS-232/RS-485 2w/4w,
Com2: RS-232,
Com3: RS-232/RS-485 2w
1 Ethernet port (10/100Base-T)
1 USB 1.1 host
1 USB 2.0 high speed device
- **RTC:** Built-in
- **Power input:** 24±20%V_{DC},300mA@24VDC
- **Dimension (W x H x D):** 271 x 212 x 50mm
- **Weight:** 1.4kg

Features

- 10" 800x480 TFT LCD
- Fan-less cooling system
- Built-in flash memory and RTC
- NEMA4/IP65 compliant front panel
- LED Back Light
- One USB Host and one USB client port
- SD card slot
- Power Isolator inside

LCD Display

| Display type | TFT LCD |
|--------------------------------|----------------------|
| Display size (diagonal) | 10" |
| Max colors | 65536 |
| Resolution | 800 x 480 |
| Viewing angle (°) | 45/65/65/65(T/B/R/L) |
| Luminance (cd/m ²) | 350 |
| Backlight | LED |
| Backlight Life time | 30,000 hrs. |
| Contrast ratio | 300:1 |

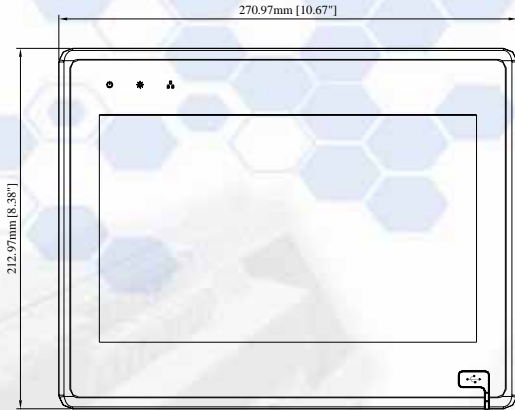
Touchscreen

- **Type:** 4-wire, analog resistive
- **Resolution:** continuous
- **Light transmission:** above 80%
- **Life:** 1 million activation minimum

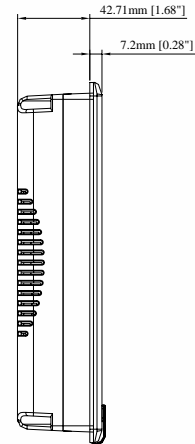
Environmental Specifications

- **Operating temperature:** 0° ~ 45°C (32° ~ 113°F)
- **Relative humidity:** 10% ~ 90% @ 40°C, non-condensing
- **Shock (operation):** 10 to 25Hz(X,Y,Z direction 2G 30minutes)
- **EMI:** Complies with FCC class A
- **CE:** Complies with EN50081-2 and EN50082-2 standards
- **Front panel meets NEMA4 / IP65**

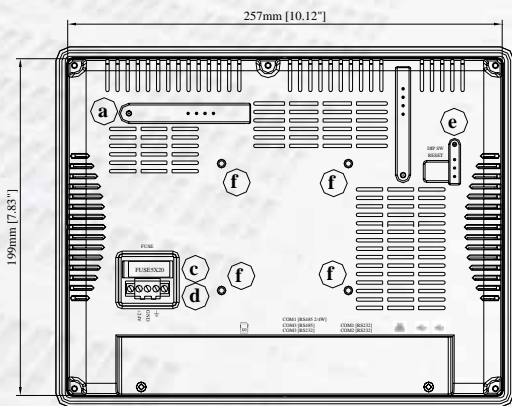
◆ **Dimensions Drawing**



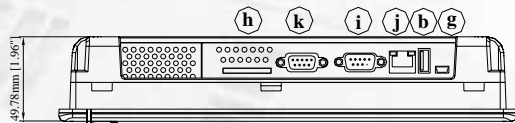
Front View



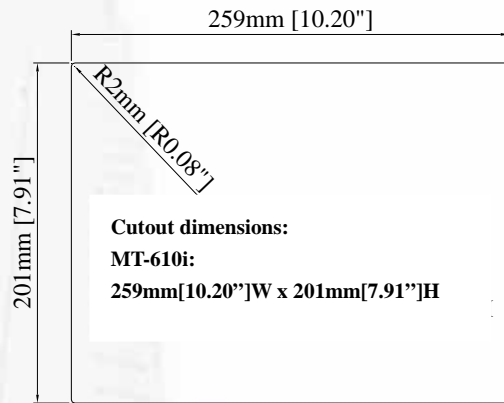
Side View



Rear View



Bottom View



Cutout dimensions:
MT-610i:
259mm[10.20"]W x 201mm[7.91"]H

1. The "b" USB Host port can be connected alternatively from the USB port on the front panel

| | | | |
|---|-----------------------|---|------------------------------------|
| a | N/A | f | VESA 75mm screw holes |
| b | USB Host port *1 | g | USB Device port |
| c | Fuse | h | SD card slot |
| d | Power connector | i | Com1[232], Com2[232] |
| e | DIP SW & Reset button | j | Ethernet port (RJ-45) |
| | | k | Com1 RS485, Com3 RS485, Com3 RS232 |

Ordering Information

■ **MT610i:**
 10" 800x480 TFT LCD HMI, 128MB flash memory/64MB DDR2 RAM on board.